



2022-2023



CROWLEY INDEPENDENT SCHOOL DISTRICT

David L. Walker Elementary Quality Report

Comprehensive Accountability System

Metrics that Matter to our Community

DISTRICT-ASSIGNED SCHOOL QUALITY RATING **TBD**

2022-2023 ACADEMICS

3RD GRADE MATH

Approaches	Meets	Masters
61%	43%	29%

5TH GRADE READING (Board Goal) ★

Approaches	Meets	Masters
80%	45%	25%

TEA Rating: TBD
Baseline Year 2023


Student ENROLLMENT

TOTAL 414



TEACHER Information **4**

Teacher-to-Student Ratio



1:22

Teacher Student

Teacher Tenure

15

0-5 Years

22

5+ Years

37 TEACHERS ON CAMPUS

STUDENT SUPPORTS **5**

SOCIAL EMOTIONAL LEARNING SUPPORTS

Counselors	✓
SEL Specialists	✓
Interventionists	✓

AFTER SCHOOL PROGRAMS

21st Century (ACE)	✓
Clayton Youth Enrichment	
Tutorials	✓

Attendance PERCENTAGE **4**

91.93

2021-2022

93.23%

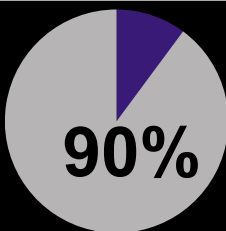
2022-2023

SCHOOL ENVIRONMENT

Positive Student BEHAVIOR **3**

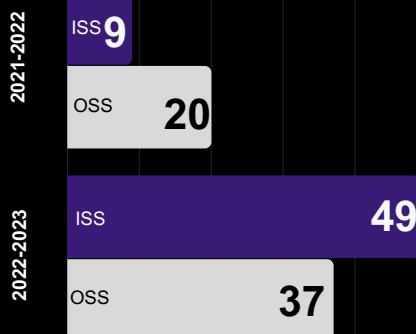
★ (Board Goal)

% of students with no suspensions



Student DISCIPLINE

Discipline Incidents



● In-school suspension ● Out-of-school suspension

Parent and Student ENGAGEMENT OPPORTUNITIES

PARENT INVOLVEMENT **2**

- PTA

STUDENT CLUBS **5**

- Student Council
- Makerspace
- Drones
- Lego Club
- Book Club
- History Club
- Choir
- Robotics



Campus COMMUNICATION



SOCIAL MEDIA



TEXTS/CALLS



SKYWARD GRADES



NEWSLETTERS



2022-2023

CROWLEY INDEPENDENT SCHOOL DISTRICT



David L. Walker Elementary Quality Report

Comprehensive Accountability System



Crowley ISD School Board

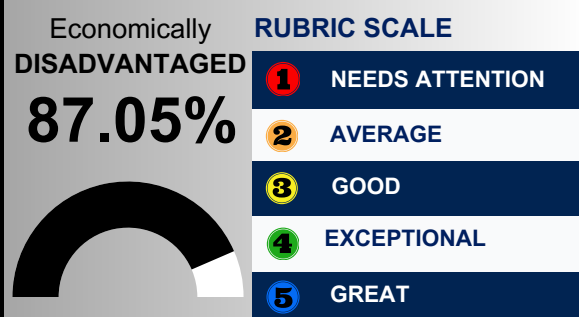
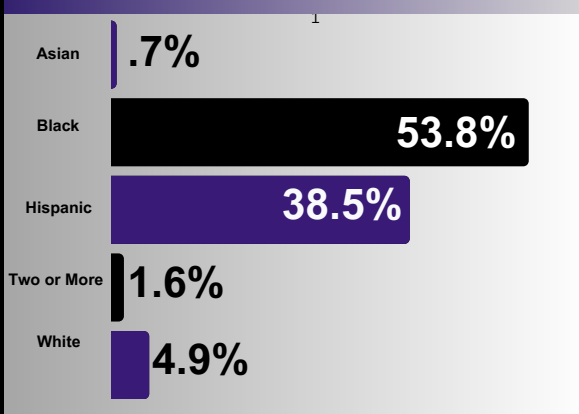
Our aspiration in Crowley ISD is to ensure that all students have access to a GREAT SCHOOL and are provided excellent educational experiences so that they achieve their full potential. When our students graduate from Crowley ISD, they will leave with more than a diploma. They will leave with choices and opportunities. We designed this School Quality Report (SQR) to highlight metrics that matter and to share with our community the areas of progress, the areas of opportunity, and the comprehensive quality of each school in Crowley ISD. This SQR is our effort to increase transparency by synthesizing the quantitative metrics with qualitative parent voices to provide a complete assessment of school quality.

“The bilingual program has been of great help for me as it allows me to be in contact with my children’s teachers and therefore allow them to develop day by day. What I like most about my child’s classroom is that the teacher motivates the students to do better daily. The students are competitive but, at the same time, know how to work in teams and be good leaders. There is never a day that my children come home from school without telling me what they did and how excited they are to learn more. Having opted to bring my children to David Walker Elementary was the best decision we could have made because they truly care about the students and encourage them to learn.”
Jannett, David L. Walker Parent

“It is my child’s third year at David Walker Elementary and there is nothing I can say that I feel is bad. I believe the principal is doing a good job for that school. My child’s teacher is a good teacher. He has high expectations for his students, so at the end they can accomplish their goals. My daughter has learned a great deal from her teacher. What a great teacher!”
Talina, David L. Walker Parent

“I am the parent of a student at David Walker Elementary, and I want to take the time to appreciate the great teacher!”
Maria, David L. Walker Parent

CAMPUS DEMOGRAPHICS



Visit <http://crowleyisdtx.org> for more details regarding our rubric.



GRADED ON 2022-2023 DATA

CROWLEY INDEPENDENT SCHOOL DISTRICT

Crowley ISD Quality Report

Comprehensive Accountability System Rubric

Metrics that Matter to our Community

RUBRIC SCALE

- 1** NEEDS ATTENTION
- 2** AVERAGE
- 3** GOOD
- 4** EXCEPTIONAL
- 5** GREAT

DISTRICT ASSIGNED SCHOOL QUALITY RATING

- 1** F
- 2** D
- 3** C
- 4** B
- 5** A

FINANCE FUND BALANCE

- 1** Less than 9%
- 2** 10-14%
- 3** 14-17%
- 4** 18-19%
- 5** 20%

TEACHER INFORMATION

Total # of 5 plus year teachers divided by the total # of teachers to get the percentage

- 1** 10-19%
- 2** 20-38%
- 3** 39-48%
- 4** 59-49%
- 5** 60% or greater

GRADUATION RATE

- 1** 89% or less
- 2** 89-90%
- 3** 90-92%
- 4** 93-94%
- 5** 95% or greater

College, Career and Military Readiness (CCMR)

- 1** 60-70%
- 2** 71-80%
- 3** 81-90%
- 4** 91-94%
- 5** 95% or greater

POSITIVE STUDENT BEHAVIOR

ELEMENTARY

- 1** 85 or less
- 2** 86-89
- 3** 90-91
- 4** 92-94
- 5** 95 or greater

SECONDARY

- 1** 69%
- 2** 70-73%
- 3** 74-84%
- 4** 85-91%
- 5** 92% or greater

STUDENT SUPPORTS

ELEMENTARY

- 1** 1 out of 6
- 2** 2 out of 6
- 3** 3 out of 6
- 4** 4 out of 6
- 5** 5 out of 6

SECONDARY

- 1** 2 or less
- 3** 3 out of 6
- 5** 4 out of 5

ATTENDANCE PERCENTAGE

ELEMENTARY

- 1** 85% or less
- 2** 86-89%
- 3** 90-92%
- 4** 93-94%
- 5** 95% or greater

SECONDARY

- 1** 69%
- 2** 70-73%
- 3** 74-84%
- 4** 85-91%
- 5** 92% or greater

PARENT AND STUDENT ENGAGEMENT OPPORTUNITIES

Parent Involvement

- 1** 0 **5** 2 or more
- 2** 1

Student Clubs

- 1** 0 **5** 5 or more
- 2** 1 **3** 3-4

REFER TO SECONDARY RATINGS FOR DISTRICT

Visit <http://crowleyisdtx.org> for more details

SCHOOL ENVIRONMENT

